

# ZAWOOD



## 創意木工

Creative Woodworking



扎根於澳門超過10年的木頭小店,以環保的理念為客人提供優質的訂造服務,包括實木家具,創意家品,希望將傳統工藝以創新的思維方式傳送出去。

經過多年的經驗之後,我們還提供木工課程教授服務,並以創新的設計概念教學方式,吸引年輕人對木藝的興趣,培養下一代對工藝的追求。

宅木擁有一體化的木製服務,由教學、生產、銷售、保養維修等都做到,是澳門唯一一家木頭小店。

We are a wooden shop rooted in Macau for over 10 years. With an eco-friendly philosophy, we provide high-quality custom-made services to our customers, including solid wood furniture and creative home products. Our goal is to transmit traditional craftsmanship through innovative thinking.

After years of experience, we also offer woodworking courses to teach and inspire young people's interest in woodworking. We use innovative design concepts as teaching methods to cultivate the next generation's pursuit of craftsmanship.

Zawood provides integrated wooden services, including teaching, production, sales, and maintenance and repairs. We are the only wooden shop in Macau.



[www.zawood.com](http://www.zawood.com)

[ask@zawood.com](mailto:ask@zawood.com)

+853 38519394

+853 65605360

Pátio do Coronel Mesquita, No. 16 Macao SAR, China



## Gameboy 櫃

尺寸: 長250\*闊160\*高420(mm)



課堂節數: 4 或 6 節

總計時數: 12 小時

學生對象: 15歲或以上

價格: 澳門幣1800/位

簡介: 如果你想用自己的雙手創造一個充滿童年回憶的產品, 製作一個Gameboy櫃子是其中一個最有意義的選擇。這個櫃子採用了面板家具風格, 並使用鳥尾榫接合而成。鳥尾榫是一種常見的傳統木工技術, 接合處在表面上清晰可見, 使其看起來美觀且堅固。

課程概要:

- 了解櫃子結構
- 如何組裝櫃子的原理
- 如何製作燕尾榫
- 如何操作修邊機

## Gameboy Cabinet

L250\*W160\*H420 (mm)

Number of sessions: 4 or 6 sessions

Duration: 12 hours

Target: 15 years old or above

Cost: Mop1800/each

Introduction: If you want to create a product that is full of childhood memories with your own hands, building a Gameboy cabinet is one of the most meaningful options. The cabinet is made using a panel furniture style and joined together with dovetail joints. Dovetail joints are a common traditional woodworking technique, where the joints are clearly visible on the surface, making it look aesthetically pleasing and sturdy.

Course overview:

- Understanding the structure of a cabinet
- Principles of small wooden block assembly
- How to make Dovetail joints
- understanding the trimmer



## 功夫凳

尺寸: 長350\*闊190\*高300(mm)



## Kung Fu Stool

Size: L350\*W190\*H300 (mm)

Number of sessions: 5 sessions

Duration: 10 hours

Target audience: 12 years old or above

Cost: Mop1200/each

**Introduction:** The making of a Kung Fu stool is an important traditional woodworking craft. The course focuses on using completely manual woodworking tools, including hammers, chisels, and woodworking knives. Through the course, you can easily grasp the basics of woodworking tools and solid wood furniture structure.

**Course overview:**

- Understanding the materials of wood
- Knowing the characteristics of solid wood furniture
- Traditional hand-crafted tenon joints
- How to use hand tools

課堂節數: 5節

總計時數: 10 小時

學生對象: 12歲或以上

價格: 澳門幣1200/位

**簡介:** 製作功夫凳是一項重要的傳統木工工藝。課程專注於使用完全手動木工工具, 包括錘子、鑿子和木工刀。通過這門課程, 您可以輕鬆掌握木工工具和實木家具結構的基礎知識。

**課程概要:**

- 了解木材結構及如何選料
- 實木家具的特性
- 傳統手工入榫工藝
- 如何運用手動工具





## 積木枱燈

尺寸: 長140\*闊140\*高390(mm)



課堂節數 : 2/3節

總計時數 : 6小時

學生對象 : 12歲或以上

價格: 澳門幣660/位

簡介: 積木燈分為木工及電工兩部份, 木工主要利用預設好的回收酒箱木材, 可根據自己的創意拼砌一個屬於自己的圖案。而電工部則由零開始學懂怎樣接駁電線及了解電工基礎知識。而整個課程比較輕鬆, 而且創意性較高。

課程概要:

- 認識電燈的結構
- 小木頭拼裝原理
- 發揮個人的創意
- 電工接駁

## Brick Lamp

Size: L140\*W140\*H390 (mm)

Number of sessions: 2 or 3 sessions

Duration: 6 hours

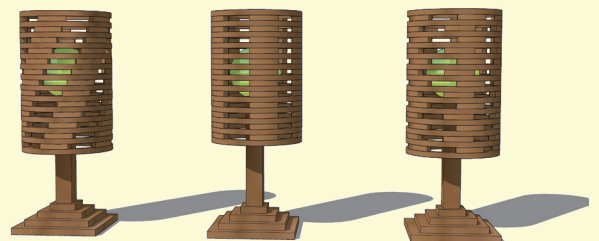
Target: 12 years old or above

Cost: Mop660/each

Introduction: The Brick lamp consists of two parts: woodworking and electrical work. Woodworking involves using pre-cut wooden pieces to create a unique pattern according to your own creativity. The electrical work teaches you how to connect wires and understand the basics of electrical circuits from scratch. The course is relatively relaxed and encourages creativity.

Course overview:

- Understanding the structure of a lamp
- Principles of small wooden block assembly
- Developing personal creativity



## 年輪鐘

尺寸: 長 150\*闊150\*厚30(mm)



課堂節數 : 1節

總計時數 : 3小時

學生對象 : 12歲或以上

價格: 澳門幣320/位

簡介: 這個時鐘是由天然樟木製成的, 具有天然的木香。使用電動雕刻筆, 您可以在上面雕刻自己的文字或設計, 使其高度個性化和獨特。木塊被完整地切割, 保留了天然木紋, 展示了自然藝術的美麗。

課程概要:

- 如何運用鑿子
- 了解木頭特性
- 運用電燒筆
- 發揮個人的創意

## Tree Ring Clock

Size: L150\*W150\*D30 (mm)

Number of sessions: 1 session

Duration: 3 hours

Target: 12 years old and above

Cost: Mop320/each

Introduction: This clock is made from natural camphor wood, which has a natural wood scent. Using an electric engraving pen, you can carve your own text or design onto it, making it highly personalized and unique. The wooden block is cut in its entirety, preserving the natural wood grain and showcasing the beauty of natural art.

Course overview:

- How to use the chisel
- Understand the characteristics of wood
- How to use pyrography
- Unleash personal creativity.





## 烙畫

尺寸: 長 250\*闊180\*厚20(mm)



課堂節數 : 1節

總計時數 : 3小時

學生對象 : 12歲或以上

價格: 澳門幣250/位

簡介: 烙畫是一種藝術形式, 你可以使用熱筆和木板, 在表面上燃燒痕跡來創作圖案。這不僅是一種紓解壓力的方式, 也是一種引人注目的藝術表現形式。它還可以成為一個在房間展示的絕佳藝術品。

課程概要:

- 烙畫構圖
- 了解木頭特性
- 運用電燒筆
- 發揮個人的創意

## Pyrography

Size: L250\*W180\*D20 (mm)

Number of sessions: 1 session

Duration: 3 hours

Target: 12 years old and above

Cost: Mop250/each

Introduction: Pyrography is a type of art where you use a heated pen and a wooden board to create drawings by burning traces onto the surface. It is not only a way to relieve stress, but also an eye-catching form of artistic expression. It can also make for a great piece of art to display in a room.

Course overview:

- How to paint in pyrography
- Understand the characteristics of wood
- How to use pyrography
- Unleash personal creativity.



## 拇指琴

尺寸: 長 150\*闊120\*厚35(mm)



## Kalimba

Size: L150\*W120\*D35 (mm)

Number of sessions: 1 session

Duration: 3 hours

Target: 5 years old and above

Cost: Mop280/each

Introduction: Kalimba originated from African folk music and is a simple acoustic instrument that can be carried around. With music accompanying, it brings joy to the mind and body, and playing it with thumbs produces the natural rhythm, and healing sounds can be heard. Because the size of each key is already fixed, precise measurements must be taken before cutting.

Course overview:

- Assembly of the soundbox
- Instrument tuning
- Introduction to Kalimba basics
- Unleash personal creativity.

課堂節數: 1節

總計時數: 3小時


學生對象: 5歲或以上

價格: 澳門幣280/位

簡介: 卡林巴起源於非洲民俗音樂, 是一種簡單的原聲樂器, 可以攜帶。在音樂的陪伴下, 它帶給心靈和身體歡樂, 用拇指彈奏可以產生自然的節奏, 並可以聽到治療性的聲音。因為每個按鍵的尺寸已經固定, 所以在切割之前必須進行精確的測量。


課程概要:

- 組裝音箱
- 樂器調音
- 拇指琴基礎介紹
- 發揮個人創造力





## 節奏沙球



課堂節數：1節

總計時數：1.5小時

學生對象：7歲或以上

價格：澳門幣250/位

簡介：起源於西非的一個傳統樂器，在西非則是當地兒童的玩具。由一條繩子串連兩顆非洲植物鼻煙盒樹的果實所組成，透過手的前後擺動，以球體敲擊球體演奏，是種可以隨身攜帶練習的小樂器。

演奏節奏沙球(Asalato)可以提供一種有趣和有吸引力的方式來發展音樂技能，併改善身心健康。學習演奏這個樂器還可以促進成就感，增強自信心。Asalat

課程概要：

- 繩索的使用
- 組裝技巧
- 組織技巧
- 發揮個人創造力

## Asalato

Number of sessions: 1 session

Duration: 1.5 hours

Target: 7 years old and above

Cost: Mop250/each

Introduction: Asalato is a percussion instrument also known as the "African Shaker" or "Kashaka". It consists of two small balls attached by a string. The player holds one ball in their hand and strikes it against the other ball, creating a rhythmic clicking sound. It is traditionally used in West African music and dance, as well as in modern genres like hip-hop and electronic dance music. This workshop will guide you how to make a asalato and the basic technique how to play.

Course overview:

- Use of ropes
- Assembling techniques
- Organizing skills
- Unleash personal creativity



## 木機械人

尺寸: 長50\*闊50\*高80(mm)



課堂節數: 1節  
 總計時數: 2小時  
 學生對象: 5歲或以上  
 價格: 澳門幣250/位

簡介: 透過本課程, 希望小朋友可以學會自主獨立並明白到玩具不單單只靠購買但其實可以自己製作, 從而懂得愛惜及珍惜自己同身邊嘅事物。同時亦都希望**啟發**小朋友創作力。

課程概要:

- 繩索的使用
- 基本木工工具
- 組織技巧
- 發揮個人創造力

## Wooden Robot

Size: L50\*W50\*H80 (mm)

Number of sessions: 1 session

Duration: 2 hours

Target: 5 years old and above

Cost: Mop250/each

Introduction: Through this course, we hope that children can learn to be independent and understand that toys can be made by themselves, not just purchased. This will help them cherish and appreciate things around themselves. At the same time, we also hope to inspire children's creativity.

Course overview:

- Use of ropes
- Basic woodworking tools
- Organizing skills
- Unleash personal creativity





# 木恐龍

尺寸: 長220\*闊50\*高120(mm)



課堂節數: 1節  
 總計時數: 2小時  
 學生對象: 5歲或以上  
 價格: 澳門幣200/位

簡介: 整個木恐龍玩具利用五金配件組裝而成, 透過課程小朋友學習切割木材的技巧, 掌握運用六角螺絲的技巧。

課程概要:

- 六角螺絲組裝原理
- 木材切割技巧
- 在木板上繪製圖案
- 發揮個人創造力

## Wooden Dinosaur

Size: L220\*W50\*H120 (mm)

Number of sessions: 1 session

Duration: 2 hours

Target: 5 years old and above

Cost: Mop200/each

Introduction: The entire wooden dinosaur toy is assembled using hardware accessories. Through the course, children can learn the skills of cutting wood and mastering the use of hexagonal screws.

Course overview:

- The principles of assembling with hexagonal screws
- Techniques for cutting wood
- Drawing patterns on wooden boards
- Unleash personal creativity



## 遙搖馬

尺寸: 長185\*闊80\*高150(mm)



## Rocking Horse

Size: L185\*W80\*H150 (mm)

Number of sessions: 1 session

Duration: 3 hours

Target: 5 years old and above

Cost: Mop380/each

Introduction: The rocking horse is one of the most popular toys for children. Without making it by ourselves, we may never know the complex and tedious processes involved in creating a small toy. Compared to buying ready-made products, adding different elements according to our own preferences during the manufacturing process can help us cherish the final product even more.

Course overview:

- Making basic wooden joints
- Structural assembly skills
- Shape cutting
- Unleash personal creativity.

課堂節數: 1節

總計時數: 3小時

學生對象: 5歲或以上

價格: 澳門幣380/位

簡介: 木馬是多數人兒時的玩具之一, 不經過自己親手製作, 永遠都不知道小小一件玩具是需要經過多種繁瑣的工序才能完成。相對於購買現成產品, 製作的過程中根據自己的喜好添加不同的元素, 才會懂得更加珍惜。

課程概要:

- 製作基本的木質接合件
- 結構組裝技巧
- 形狀切割
- 發揮個人創造力





## 文具筆座

尺寸: 長200\*闊100\*高100(mm)



課堂節數: 1節  
 總計時數: 2小時  
 學生對象: 5歲或以上  
 價格: 澳門幣220/位

簡介: 製作一個木製筆筒放在自己的書桌上, 這是孩子們學習和體驗基本木工工具和技術的機會。

課程概要:

- 理解木材紋理的特性
- 使用電燒刀進行繪畫
- 基本繪畫構圖
- 發揮個人創造力

## Wooden Pen Holder

Size: L200\*W100\*H100 (mm)

Number of sessions: 1 session

Duration: 2 hours

Target: 5 years old and above

Cost: Mop220/each

Introduction: Make a wooden pen holder to place on your own desk! This is an opportunity for children to learn and experience basic woodworking tools and techniques.

Course overview:

- Understand the characteristics of wood grain
- Use of electric burners for drawing
- Basic drawing composition
- Unleash personal creativity.



## 輕木工



## Little Woodwork

Number of sessions: 1 session

Duration: 1-1.5 hours

Target: 5 years old and above

Cost: Mop150/each

Introduction: Light woodworking is about using simple tools and recycled wood to create simple things, which is an experience of the warmth and healing brought by wood. This is a safe and hands-on course specially designed for beginners and children, and no experience is required to create unique works easily.

Each experience is different, creating some small wooden products randomly.

Course overview:

- Use simple tools
- Understand the characteristics of wood
- Relaxation

課堂節數: 1節

總計時數: 1-1.5 小時

學生對象: 5歲或以上

價格: 澳門幣150/位

簡介: 輕木工就係以簡單的工具及木材(再生木), 輕輕鬆鬆製作一些簡單的東西, 也就是體驗木頭帶來的溫暖療癒。

專為新手及兒童打造的安全手作課程, 經驗也能輕鬆製作獨一無二的作品。

每次體驗都不一樣, 隨機製作一些小木制品

課程概要:

- 使用簡單工具
- 理解木材的特性
- 放鬆技巧
- 發揮個人創造力





## 胡桃夾子

尺寸: 長60\*闊40\*高155(mm)



課堂節數: 1節  
 總計時數: 2小時  
 學生對象: 5歲或以上  
 價格: 澳門幣200/位

簡介: 一個充滿節日氛圍的工作坊, 參與者可以製作自己的胡桃夾子並用鮮豔的顏色來裝飾, 絕對是一個具有治療效果的活動。

課程概要:

- 組裝技巧
- 放鬆技巧
- 基本繪畫構圖
- 發揮個人創造力

## Nutcracker

Size: L60\*W40\*H155 (mm)

Number of sessions: 1 session

Duration: 2 hours

Target: 5 years old and above

Cost: Mop200/each

Introduction: A workshop filled with a festive atmosphere, where participants can create their own nutcracker and decorate it with vibrant colors, would definitely be a therapeutic activity.

Course overview:

- Assembling techniques
- Relaxation
- Basic drawing composition
- Unleash personal creativity.



## 工具箱

尺寸: 長230\*闊130\*高270(mm)



課堂節數: 1節

總計時數: 3 小時

學生對象: 12歲或以上

價格: 澳門幣280/位

簡介: 每個人都需要一個工具箱來放置他們的工具或玩具。這個工作坊為你提供了一個很好的機會來製作自己的工具箱。通過一些簡單的木工工具, 如螺絲刀、手鋸、手持鑽等, 你可以逐步建造自己的工具箱, 最後可以根據自己的風格進行塗裝。

課程概要:

- 組裝技巧
- 切割技巧
- 基本繪畫構圖
- 發揮個人創造力

## Tool Box

Size: L230\*W130\*H270(mm)

Number of sessions: 1 session

Duration: 3 hours

Target: 12 years old and above

Cost: Mop280/each

Introduction: Everyone needs a tool box to keep their tools or toys. This workshop gives a good chance for the you to make their own one.

Through some simple woodworking tools, such as screwdriver, hand saw, handheld drill, children will be able to build their own box step by step, finally they can paint it their style.

Course overview:

- Assembling techniques
- How to use cutting tools
- Basic drawing composition
- Unleash personal creativity.





## 木鎚仔

尺寸: 長350\*闊70\*高11(mm)



## Wooden Hammer

Size: L350\*W70\*H11(mm)

Number of sessions: 1 session

Duration: 3 hours

Target: 12 years old and above

Cost: Mop280/each

Introduction: Crafting a wooden hammer workshop is a fulfilling endeavor for wood-working enthusiasts and those who appreciate the art of craftsmanship. we'll provide you with an overview of the steps to handcraft your very own wooden hammers.

Course overview:

- Assembling techniques
- How to use cutting tools
- Basic drawing composition
- Unleash personal creativity.

課堂節數: 1節

總計時數: 3 小時

學生對象 : 12歲或以上

價格: 澳門幣280/位

簡介: 打造一個木製錘子工作坊對於木工愛好者和那些欣賞工藝品的人來說, 是一項充滿成就感的挑戰。我們將為您提供一個簡單的學習過程, 讓您可以手工製作屬於自己的木製錘子。

課程概要:

- 組裝技巧
- 切割技巧
- 基本繪畫構圖
- 發揮個人創造力



## 六角枱燈

尺寸: 長300\*闊90\*高265(mm)



課堂節數: 1節  
 總計時數: 3 小時  
 學生對象: 12歲或以上  
 價格: 澳門幣380/位

簡介: 這個工作坊將教授木制燈具設計的方方面面, 從選擇完美的木材到組裝電氣部件。我們經驗豐富的導師將會逐步指導您, 確保您獲得寶貴的技能, 並且最終制作出一款精美的木制燈具, 展現出您個人的風格。

課程概要:

- 組裝技巧
- 切割技巧
- 認識電燈的結構
- 電工接駁

## Hexa Lamp

Size: L300\* W90 \*H265(mm)

Number of sessions: 1 session

Duration: 3 hours

Location: Zawood Workshop

Target: 15 years old and above

Cost: Mop380/each

Introduction: This workshop to learn the ins and outs of wooden lamp design, from selecting the perfect wood to assembling the electrical components. Our experienced instructors will guide you through each step of the process, ensuring you gain valuable skills and leave with a stunning wooden lamp that reflects your personal style.

Course overview:

- Understanding the structure of a lamp
- Assembling techniques
- Electrical wiring
- Cutting techniques





## 小木盒

尺寸: 長120\*闊90\*高55(mm)



## Little Woodbox

Size: L120\* W90 \*H55(mm)

Number of sessions: 1 session

Duration: 2 hours

Target: 5 years old and above

Cost: Mop200/each

Introduction: The small wooden box combines craftsmanship and functionality in a captivating way. It offers a stylish storage solution for your cherished items. Crafted from carefully selected reclaimed wood, it showcases the beauty of natural materials. Customize it to reflect your personal style and enjoy the timeless elegance it brings to any space.

Course overview:

- Assembling techniques
- Assembling hardware components
- Basic drawing composition
- Unleash personal creativity.

課堂節數: 1節

總計時數: 2 小時

學生對象: 5歲或以上

價格: 澳門幣200/位

簡介: 小木盒以其精湛的工藝和實用性相結合, 簡單的設計使其成為您收藏珍貴物品的存儲方案。精心選擇的環保木材料打造, 展示了自然材料的美麗。您可以根據個人喜好進行定制圖案, 為其賦予獨特的風格, 併享受它帶給任何空間的永恆優雅。

課程概要:

- 組裝技巧
- 放鬆技巧
- 基本繪畫構圖
- 發揮個人創造力



## 小朋友凳

尺寸: 長240\*闊150\*高230(mm)



課堂節數: 1節  
 總計時數: 2小時  
 學生對象: 5歲或以上  
 價格: 澳門幣350/位

簡介: 小朋友凳主要是組裝為主, 了解實木家具結構及入榫的知識, 傳承傳統木匠工藝, 採用榫卯結構緊密結合, 天衣無縫, 比用鐵釘鏈接更加結實耐用, 具有特強的穩定性和承重能力。

課程概要:

- 木工基本工具
- 結構性組裝能力
- 形狀切割
- 榫卯結構

## Kid Stool

Size: L240\*W150\*H230 (mm)

Number of sessions: 1 session

Duration: 2 hours

Target: 5 years old and above

Cost: Mop350/each

Introduction: Kid's stools are primarily focused on assembly, providing an understanding of solid wood furniture construction and knowledge of traditional joinery techniques. They utilize mortise and tenon joints, which tightly and seamlessly combine the pieces of wood. This method is more durable and long-lasting than using nails or screws, offering exceptional stability and weight-bearing capacity.

Course overview:

- Basic woodworking tools
- Structural assembly skills
- Shape cutting
- Mortise and tenon joints





## 木時鐘

尺寸: 長150\*闊150\*厚50(mm)



課堂節數 : 1節  
 總計時數 : 2小時  
 學生對象 : 5歲或以上  
 價格: 澳門幣250/位

簡介: 這個時鐘製作工作坊讓小朋友能夠逐步製作屬於自己的時鐘。透過這個過程, 他們可以更深入地理解時間的概念。完成時鐘後, 他們可以把作品放在床邊, 這樣就不會再因為忘記時間而忙亂了。

透明的課程設計讓孩子們能夠清楚地看見時鐘的內部機制, 從而更好地理解時間的運作方式。他們可以學習到不同的指針如何指示不同的時間單位, 並學會閱讀時鐘上的刻度和數字。

## Wooden Clock

Size: L150\*W150\*T50 (mm)

Number of sessions: 1 session

Duration: 2 hours

Target: 5 years old and above

Cost: Mop250/each

Introduction: This clock-making workshop allows children to gradually create their own clocks. Through this process, they can gain a deeper understanding of the concept of time. Once the clock is completed, they can place it by their bedside, eliminating the rush caused by forgetting the time.

The transparent course design allows children to see the internal mechanism of the clock clearly, enabling them to better understand how time works. They can learn how different hands indicate different units of time and how to read the markings and numbers on the clock.

Course overview:

- Understanding how time works
- Structural assembly skills
- Internal mechanism of a clock
- Expressing personal creativity

課程概要:

- 理解時間的運作方式
- 結構性組裝能力
- 時鐘的內部機制
- 發揮個人的創意



## 小貨車

尺寸: 長185\*闊90\*高95(mm)



課堂節數: 1節  
 總計時數: 2小時  
 學生對象: 5歲或以上  
 價格: 澳門幣220/位

簡介: 小貨車工作坊主要以組裝為主, 但某些部件需要進行手工切割。由於部件的數量較多, 小朋友可以透過這個過程學習分析和組織能力。最後, 他們可以根據自己的個性繪製出獨特的顏色。相信每位小朋友都會珍惜並喜愛親手完成的玩具。

課程概要:

- 木工基本工具
- 結構性組裝能力
- 形狀切割
- 發揮個人的創意

## Mini Truck

Size: L185\*W90\*H95 (mm)

Number of sessions: 1 session

Duration: 2 hours


Target: 5 years old and above

Cost: Mop220/each

Introduction: The Mini Truck Workshop primarily focuses on assembly, but some parts require manual cutting. Due to the larger number of components, children can learn analytical and organizational skills through this process. In the end, they can paint the truck with unique colors that reflect their individuality. Each child is expected to cherish and enjoy the toy they have personally completed.

Course overview:

- Basic woodworking tools
- Structural assembly skills
- Shape cutting
- Expressing personal creativity





## 木飛機

尺寸: 長230\*闊200\*高90(mm)



課堂節數 : 1節  
 總計時數 : 2小時  
 學生對象 : 5歲或以上  
 價格: 澳門幣180/位

簡介: 木飛機主要是組裝為主, 某些部件需要進行手工切割。和組織能力。最後, 他們可以根據自己的個性繪製出獨特的顏色。相信每位小朋友都會珍惜並喜愛親手完成的玩具。

課程內容:

- 木工基本工具
- 結構性組裝能力
- 形狀切割
- 發揮個人的創意

## Wooden Airplane


Size: L230\*W200\*H90 (mm)

INumber of sessions: 1 session  
 Duration: 2 hours  
 Target: 5 years old and above  
 Cost: Mop180/each

Introduction: The Wooden Airplane Workshop is centered around assembly, with certain parts requiring manual cutting. This workshop aims to develop children's organizational and assembly skills. At the end of the workshop, they have the opportunity to paint their wooden airplanes with unique colors that reflect their individuality. It is believed that each child will cherish and love the toy they have personally completed.

Course overview:

- Basic woodworking tools
- Structural assembly skills
- Shape cutting
- Expressing personal creativity



## 兒童專用木工工具 Children's exclusive woodworking tools



所有課程都設計了針對兒童的特定木工工具, 這些工具的尺寸、危險程度和難度適合兒童使用。我們希望年輕的木匠們在確保絕對安全的同時, 能輕鬆展示他們的才華和技能。這些工具包括木工刨子、手鋸、手動孔鑽、錘子、木工夾子、螺絲刀和鉗子。

All courses have specific woodworking tools designed for children, with sizes, danger levels, and difficulty levels suitable for children. We hope that young carpenters can easily showcase their talents and skills while ensuring absolute safety. These tools include woodworking planes, handsaws, manual hole drills, hammers, woodworking clamps, screwdrivers, and pliers.





[www.zawood.com](http://www.zawood.com)